


# Annual Report 2017

General Secretariat of Committees  
for Resolution of Securities Disputes



**الأمانة العامة للجان الفصل في منازعات الأوراق المالية**

General Secretariat of Committees for Resolution of Securities Disputes

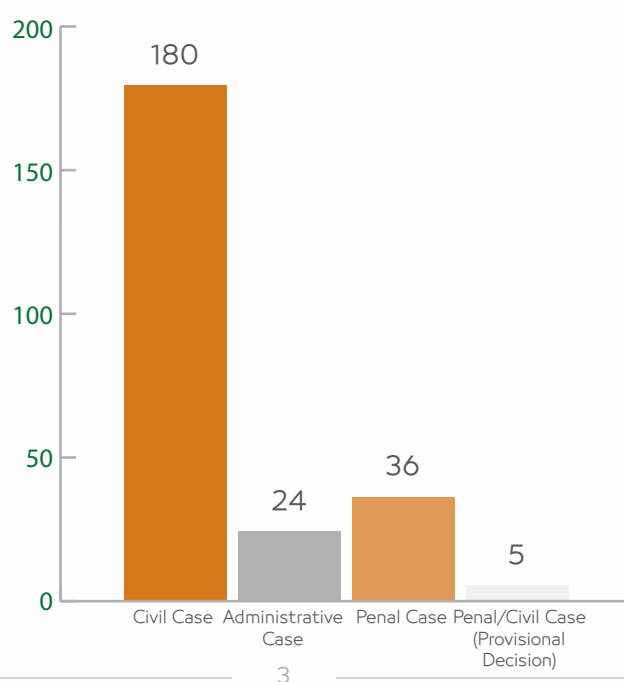
**First**

Committee for Resolution of Securities Disputes (CRSD)

## First: Committee for Resolution of Securities Disputes (CRSD)

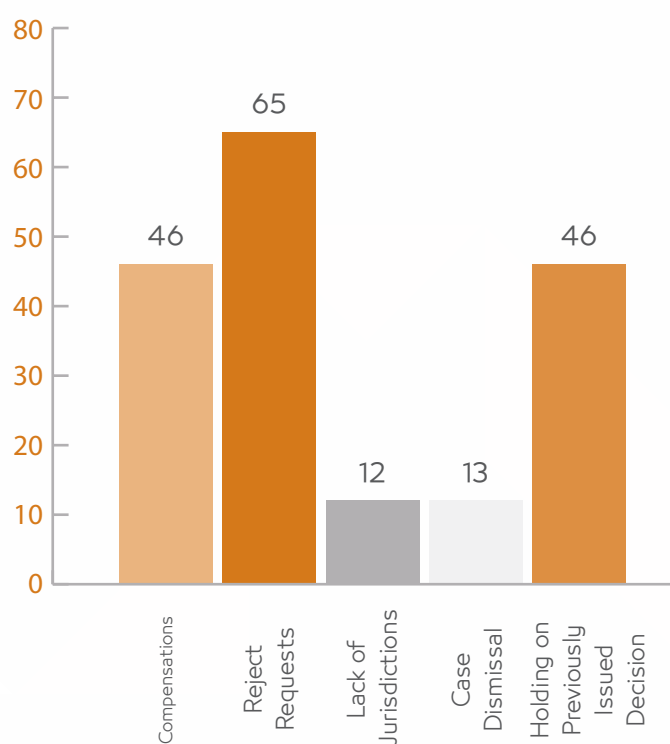
### 1- Issued Decisions by CRSD

Issued Decisions in 2017 Compared with 2016			
Case Type	Number of Cases		% of Change
	2016	2017	
Civil Case	143	180	26%
Administrative Case	15	24	60%
Penal Case	23	36	56%
Penal/Civil Case (Provisional Decision)	23	5	-78%
<b>Total</b>	<b>204</b>	<b>245</b>	<b>20%</b>



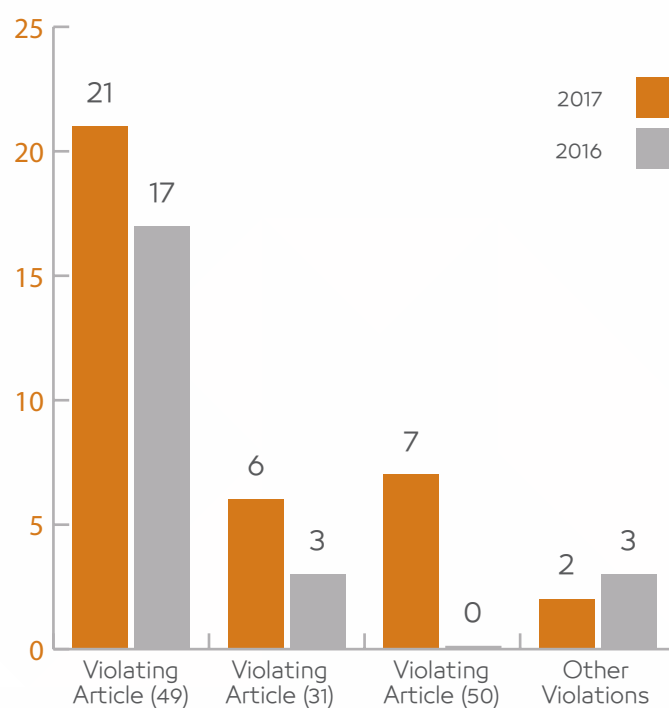
## 2- Issued Civil and Administrative Decisions by CRSD (Distributed by Operative Part of Decision)

Detailed Civil and Administrative Decisions		
Decision Operative Part	2017	2016
Compensations	46	21
Reject Requests	65	58
Dismiss Case Due to Irrelative Party	2	3
Case Not Allowed to be Examined	0	5
Lack of Jurisdictions	12	5
Case Dismissal	13	14
Dismiss Case Due to Previously Resolved	0	13
Holding on Previously Issued Decision	46	36
Settlement	1	0
Upholding CMA Decision	6	0
Canceling CMA Decision	9	0
Reject to Hear the Case	2	0
Accepting Grievance	1	0
Suspending Execution	1	0
<b>Total</b>	<b>204</b>	<b>155</b>



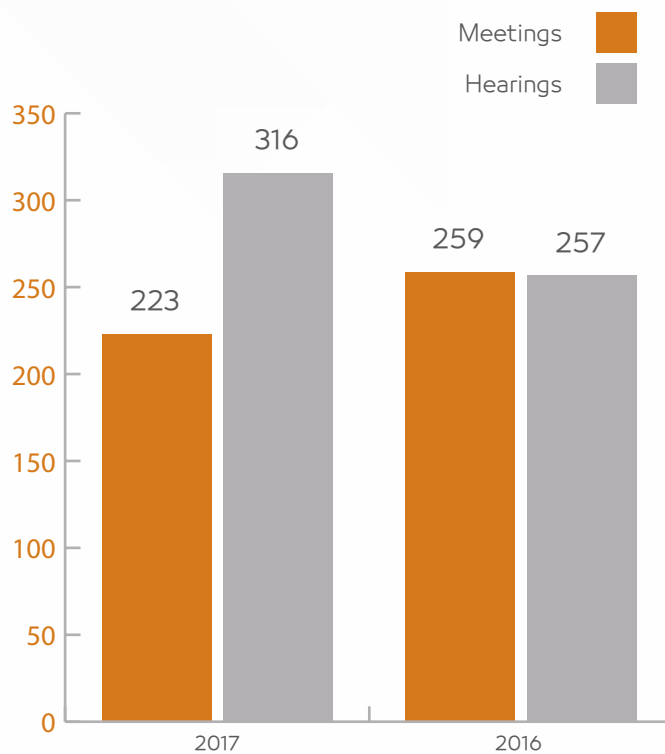
### 3- Penal Decisions of 2017 (Distributed by Type of Violation) Compared with 2016

Issued Penal Decisions in 2017 Compared with 2016			
Violation Type	Number of Cases		% of Change
	2016	2017	
Violating Article (49)	17	21	23%
Violating Article (31)	3	6	100%
Violating Article (50)	0	7	-
Other Violations	3	2	-33%
<b>Total</b>	<b>23</b>	<b>36</b>	<b>56%</b>



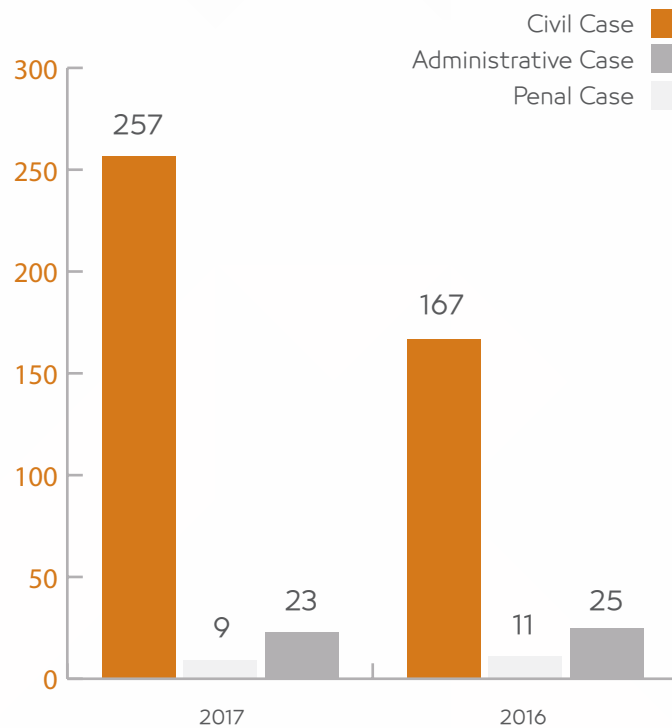
#### 4- Meetings and Hearing Sessions Held by CRSD Members

Description	2016	2017	% of Change
Meetings	259	223	-14%
Hearings	257	316	23%
<b>Total</b>	<b>516</b>	<b>539</b>	<b>4.4%</b>



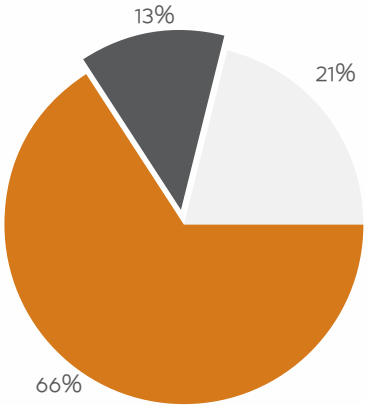
## 5- Incoming Cases Submitted to CRSD in 2017, Compared with 2016

Case Type	2016	2017	% of Change
Civil Case	167	257	54%
Administrative Case	11	9	-18%
Penal Case	25	23	-8%
<b>Total</b>	<b>203</b>	<b>289</b>	<b>42%</b>



6- Existing Cases Examined by CRSD as of the End of 2017

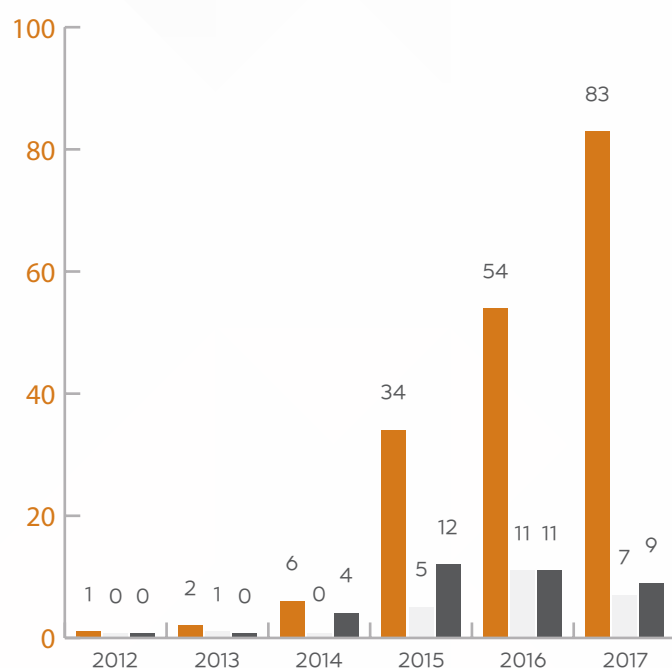
Year of Register	Penal	Administrative	Civil	Total
2015	0	0	35	35
2016	10	0	45	55
2017	13	2	156	171
<b>Total</b>	<b>23</b>	<b>2</b>	<b>236</b>	<b>261</b>





## 7- Issued Decisions by CRSD as of the End of 2017

Detailed Decisions Issued in 2017 Distributed by Year					
Year of Registration	Civil	Administrative	Penal	Total	%
2012	1	0	0	1	1%
2013	2	1	0	3	1%
2014	6	0	4	10	4%
2015	34	5	12	51	21%
2016	54	11	11	76	32%
2017	83	7	9	99	41%
<b>Total</b>	<b>180</b>	<b>24</b>	<b>36</b>	<b>240</b>	<b>100%</b>



Average Time for Issuing CRSD Decision is 10.6 Months

## 8- Total Amounts Awarded in CRSD Cases

Total Amounts Awarded in CRSD Civil and Administrative Cases:

Year	Compensation Amount	Case Expenses	Total
2016	13,655,531.71	88,600.00	13,744,131.71
2017	114,214,151.63	2,122,125.16	116,336,276.79

Total Amounts Awarded in CRSD Penal Cases:

Year	Illegal Gains	Amount of Fines	Total
2016	1,780,066,416.95	12,381,000.00	1,792,447,416.95
2017	598,115,944.63	34,620,000.00	632,735,944.63

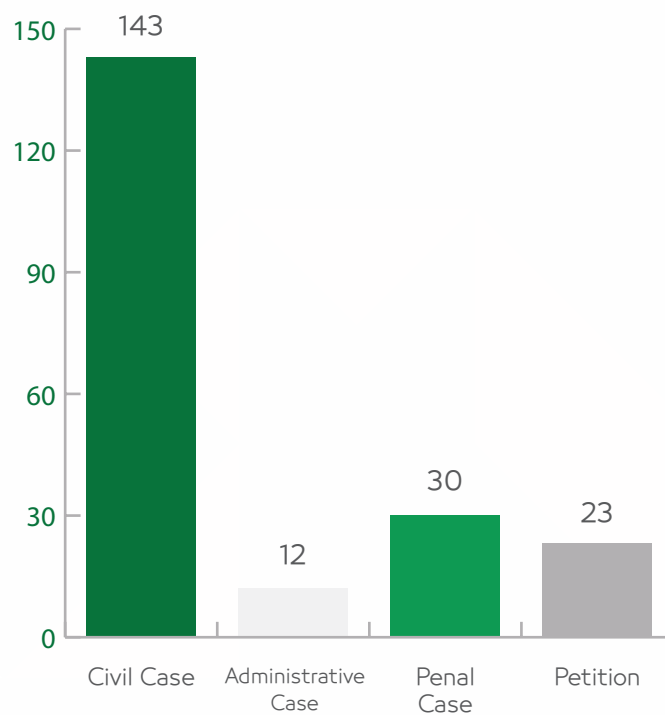
# **Second**

Appeal Committee for Resolution of Securities Disputes (ACRSD)

## Second: Appeal Committee for Resolution of Securities Disputes (ACRSD)

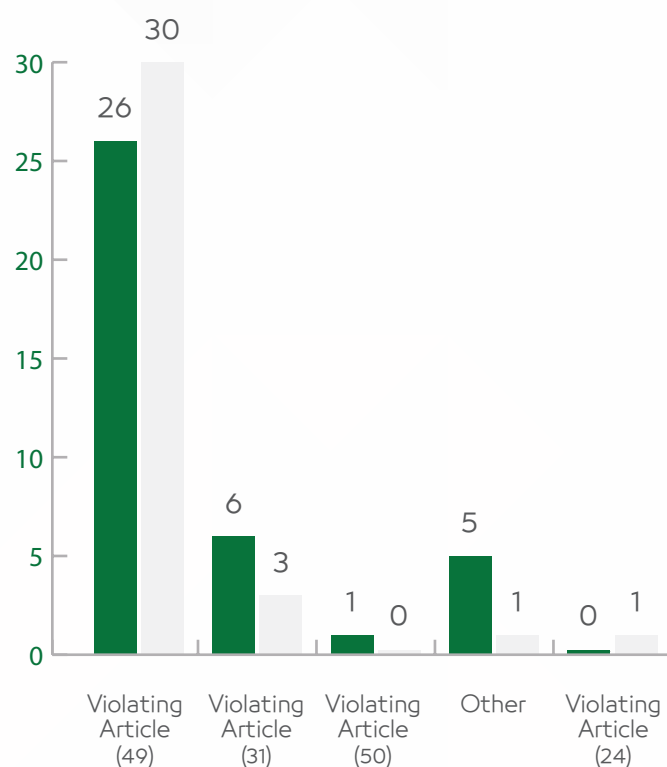
### 1- Issued Decisions and Presented Draft Decisions Submitted to ACRSD

Case Type	2016	2017	% of Change
Civil Case	102	143	40.20%
Administrative Case	7	12	71.43%
Penal Case	35	30	-14.29%
Petition	38	23	-39.47%
<b>Total</b>	<b>182</b>	<b>208</b>	<b>14.29%</b>



## 2- Details of Penal Decisions

Violation Type	2016	2017	% of Change
Violating Article (49)	30	26	-13%
Violating Article (50)	0	1	-
Violating Article (31)	3	6	100%
Violating Article (24)	1	0	-100%
Other	1	5	400%
<b>Total</b>	<b>35</b>	<b>38</b>	<b>8%</b>



3- ACRSD Decisions Distributed by (Upholding/Amending/Canceling/Rejecting/Returning) of Decisions issued by CRSD of 2017 Compared with 2016

Description	2016			2017		
	Penal	Administrative	Civil	Penal	Administrative	Civil
Upholding	20	5	41	10	4	53
Amending	7	0	3	15	0	1
Canceling	6	2	8	1	4	45
Rejecting Appeal/ Petition	13	1	28	11	2	17
Returning to CRSD	2	0	46	1	4	40
<b>Total</b>	<b>48</b>	<b>8</b>	<b>126</b>	<b>38</b>	<b>14</b>	<b>156</b>

4- Percentage of ACRSD Decisions, Distributed by (Upholding/Amending/Canceling/Rejecting/Returning) of Decisions issued by CRSD of 2017 Compared with 2016

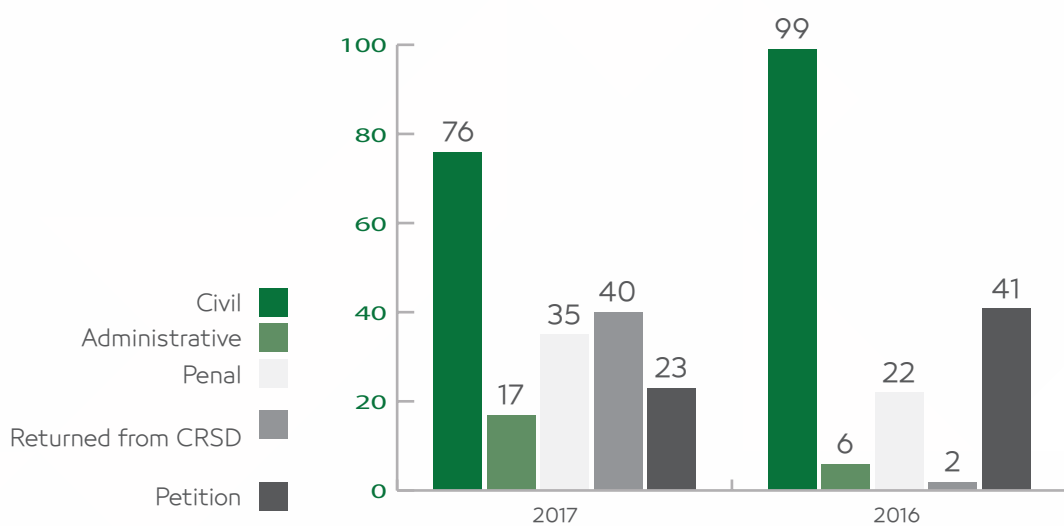
Description	2016			2017		
	Penal	Administrative	Civil	Penal	Administrative	Civil
Upholding	42%	63%	33%	26%	29%	34%
Amending	15%	0%	2%	39%	-	-
Canceling	12%	25%	6%	3%	29%	29%
Rejecting Appeal/ Petition	27%	12%	22%	29%	14%	11%
Returning to CRSD	4%	0%	37%	3%	29%	26%
<b>Total</b>	<b>100%</b>	<b>100%</b>	<b>100%</b>	<b>100%</b>	<b>100%</b>	<b>100%</b>

## 5- Meetings of ACRSD Members

Description	2016	2017	% of Change
Meetings	306	272	-11%

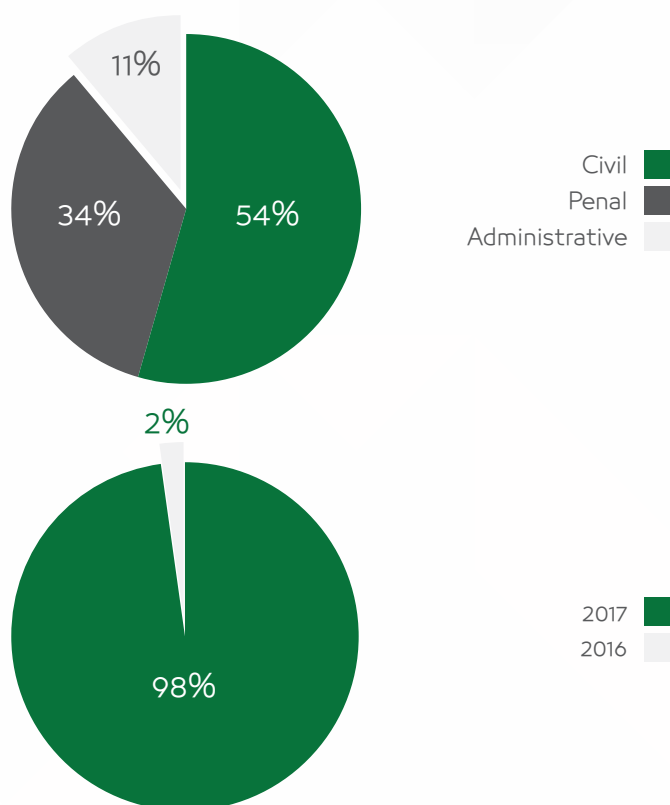
## 6- Incoming Cases Submitted to ACRSD

Case Type	2016	2017	% of Change
Civil	99	76	-23%
Administrative	6	17	183%
Penal	22	35	59%
Petition	41	23	-43%
Returned from CRSD	2	40	1900%
<b>Total</b>	<b>170</b>	<b>191</b>	<b>12%</b>



## 7- Existing Cases Examined by ACRSD as of the End of 2017

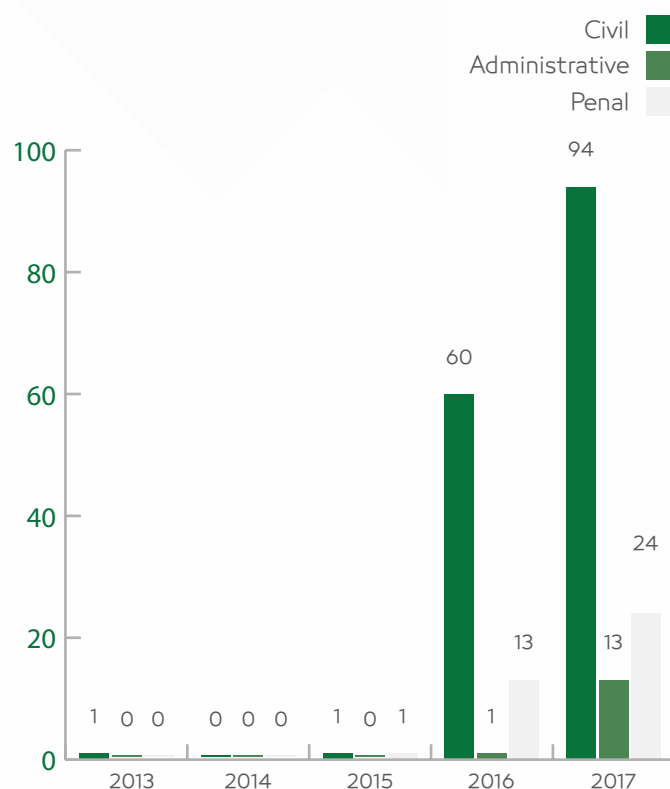
Year of Appeal	Penal	Administrative	Civil	Total
2016	1	0	0	1
2017	20	6	32	58
Petition	0	0	1	1
Returned Cases	0	1	0	1
<b>Total</b>	<b>21</b>	<b>7</b>	<b>33</b>	<b>61</b>





## 8- Decisions Issued by ACRSD Distributed by Years as of the End of 2017

Detailed Decisions Issued in 2017 Distributed by Year					
Year of Appeal	Civil	Administrative	Penal	Total	%
2013	1	0	0	1	0.4%
2014	0	0	0	0	-
2015	1	0	1	2	0.9%
2016	60	1	13	74	35%
2017	94	13	24	131	63%
<b>Total</b>	<b>156</b>	<b>14</b>	<b>38</b>	<b>208</b>	<b>100%</b>



Average Time for Issuing ACRSD Decision is 6.9 Months

## 9- Total Amounts Awarded in ACRSD Cases

Total Amounts Awarded in ACRSD Civil and Administrative Cases:

Year	Compensation Amount	Case Expenses	Total
2016	1,650,561.60	16,980.00	1,667,541.60
2017	9,271,985.42	1,138,727.84	10,410,713.26

Total Amounts Awarded in ACRSD Penal Cases:

Year	Illegal Gains	Amount of Fines	Total
2016	216,496,447.85	14,790,000.00	231,180,447.85
2017	1,883,496,802.45	24,945,000.00	1,908,441,802.45

# Third

Administrative Works



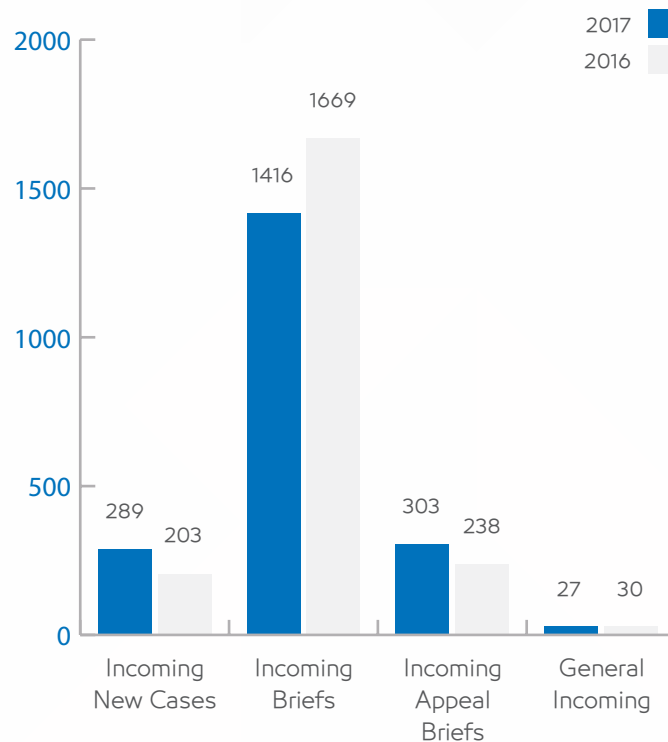
# Third

## Administrative Works

### 1- Administrative Communications

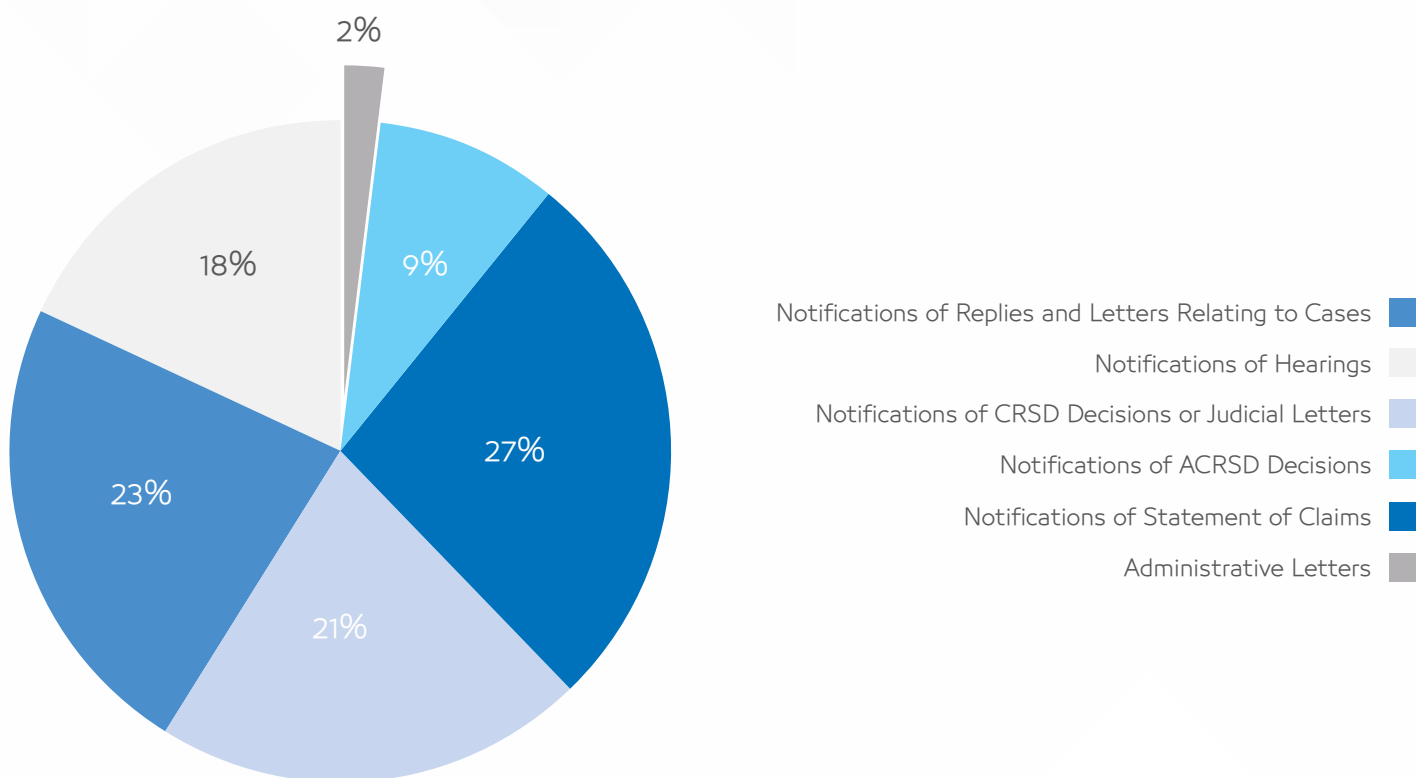
#### a) Incoming

Incoming	2016	2017	% of Change
Incoming New Cases	203	289	42%
Incoming Briefs	1669	1416	-15%
Incoming Appeal Briefs	238	303	27%
General Incoming	30	27	-10%
<b>Total</b>	<b>2,140</b>	<b>2,035</b>	<b>-4.9%</b>



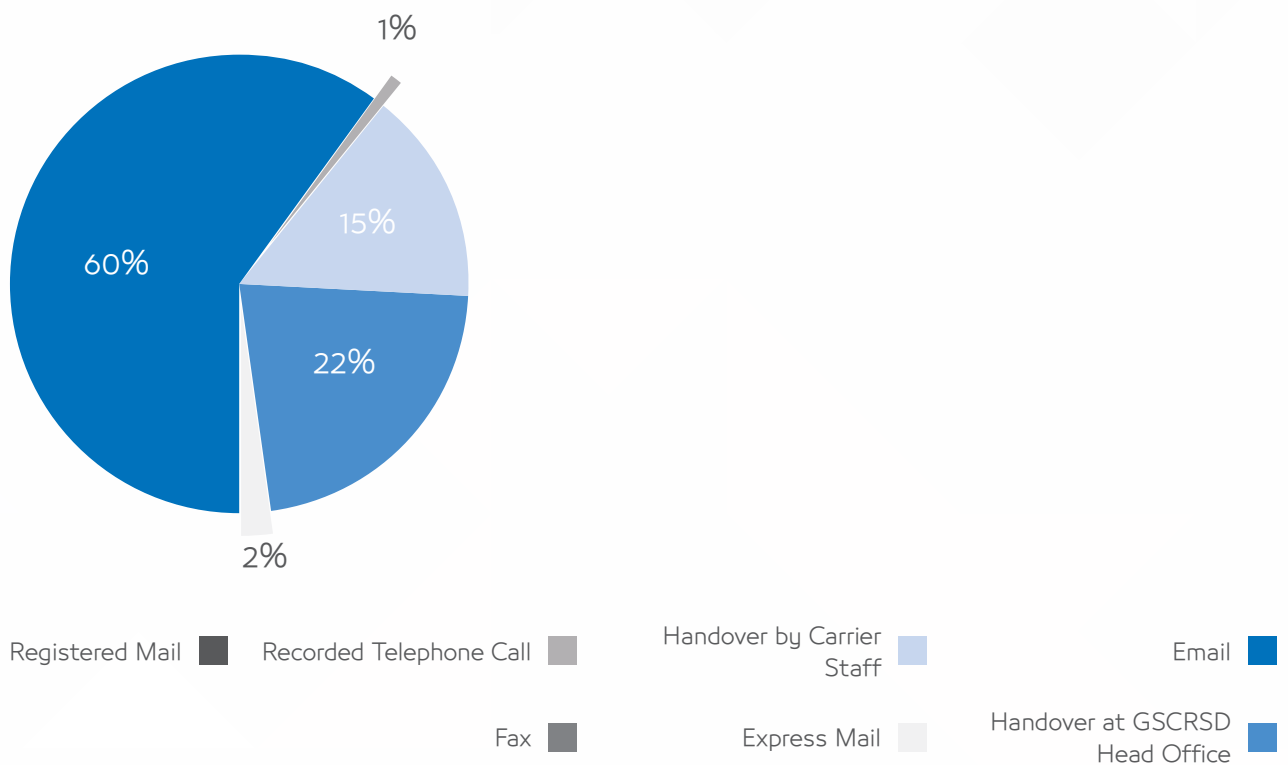
## b) Outgoing

Outgoing	2016	2017	% of Change
Notifications of Statement of Claims	319	299	-6.2%
Notifications of Replies and Letters Relating to Cases	936	882	-5.7%
Notifications of CRSD Decisions or Judicial Letters	764	676	-11.5%
Notifications of Hearing	725	745	2.7%
Notifications of ACRSD Decisiond	612	596	-2.6
Administrative Letters	61	65	6.5%
<b>Total</b>	<b>3,417</b>	<b>3,263</b>	<b>-4.5%</b>



## 2- Notifications

Notification Methods	2017	2016
Handover at GSCRSD Head Office	691	1,691
Fax	0	2
Registered Mail	4	12
Express Mail	63	52
Email	1,890	1,392
Recorded Telephone Call	35	109
Handover by Carrier Staff	471	151
<b>Total</b>	<b>3,154</b>	<b>3,409</b>



### **3. Publishing CRSD and ACRSD Decisions on the Resolution Committees Official Website ([crsd.org.sa](http://crsd.org.sa))**

- By the end of 2017, a number of (121) CRSD Arabic decisions were published, with an increase of (29%) from 2016.
- By the end of 2017, a number of (168) ACRSD Arabic decisions were published, with an increase of (0.6%) from 2016.
- By the end of 2017, a number of (671) English-translated decisions (for both CRSD and ACRSD) were published, with an increase of (645%) from 2016.

