



الأمانة العامة للجان الفصل في منازعات الأوراق المالية

General Secretariat of Committees for Resolution of Securities Disputes

Annual Report 2018

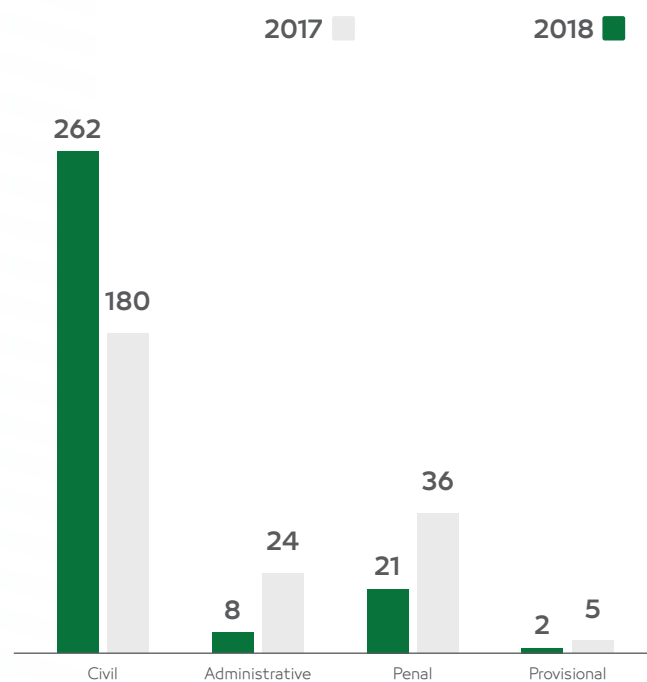
General Secretariat of Committees
for Resolution of Securities Disputes

The Committee for Resolution of Securities Disputes



1- Issued Decisions by CRSD

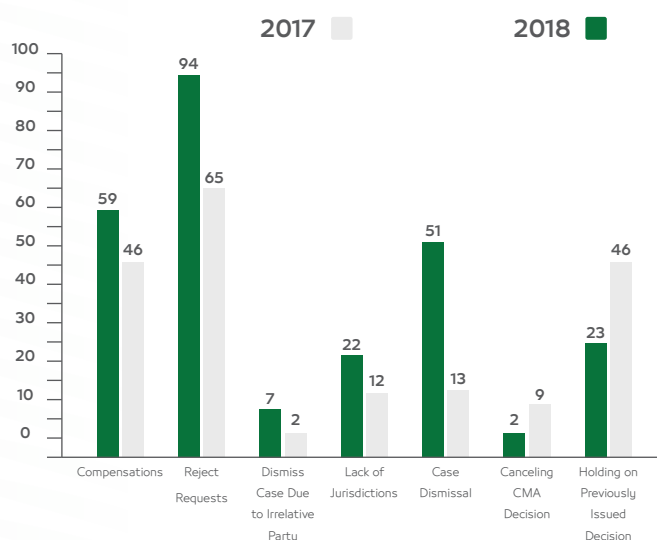
Issued Decisions in 2018 Compared with 2017			
Case Type	Number of Cases		% of Change
	2018	2017	
Civil Case	262	180	45.56%
Administrative Case	8	24	-66.67%
Penal Case	21	36	-41.67%
Penal/Civil Case (Provisional Decision)	2	5	-60.00%
Total	293	245	19.59%






2- Issued Civil and Administrative Decisions by CRSD (Distributed by Operative Part of Decision)

Detailed Civil and Administrative Decisions		
Operative Part of Decision	2018	2017
Compensations	59	46
Reject Requests	94	65
Dismiss Case Due to Irrelative Party	7	2
Lack of Jurisdictions	22	12
Case Dismissal	51	13
Canceling CMA Decision	2	9
Upholding CMA Decision	0	6
Amending CMA Decision	1	0
Holding on Previously Issued Decision	23	46
Suspending Execution	0	1
Accepting Grievance	1	1
Withdraw Case	2	0
Case Not Allowed to be Examined	2	0
Reject to Hear the Case	5	2
Not Accepting Petition	1	0
Settlement	0	1
Total	270	204

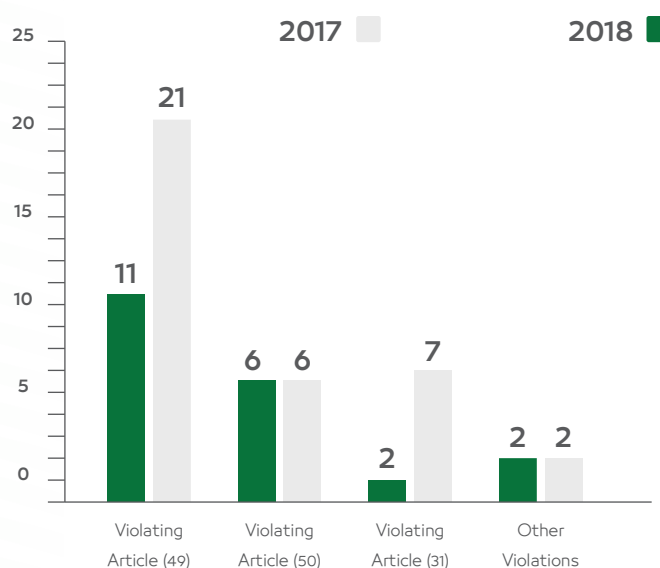




1- Penal Decisions of 2018 (Distributed by Type of Violation) Compared with 2017

Issued Penal Decisions in 2018 Compared with 2017			
Violation Type	Number of Cases		% of Change
	2018	2017	
Violating Article (49)	11	21	-47.62%
Violating Article (50)	6	6	--
Violating Article (31)	2	7	71.42%
Other Violations	2	2	--
Total	21	36	-41.66%

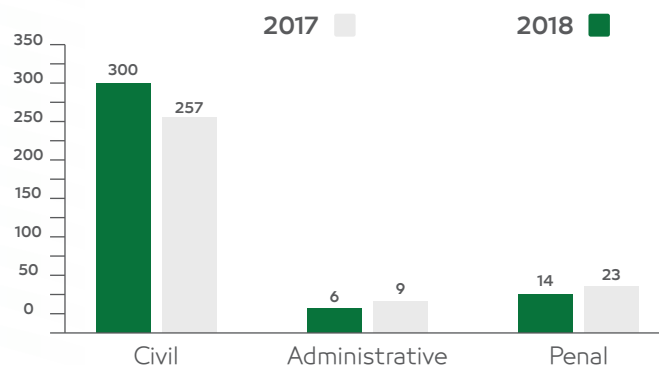
○ Provisional decisions not included (two decisions).



Second: Incoming Cases Submitted to CRSD



Case Type	2018	2017	% of Change
Civil Case	300	257	16.73%
Administrative Case	6	9	-33.34%
Penal Case	14	23	-39.13%
Total	320	289	10.72%

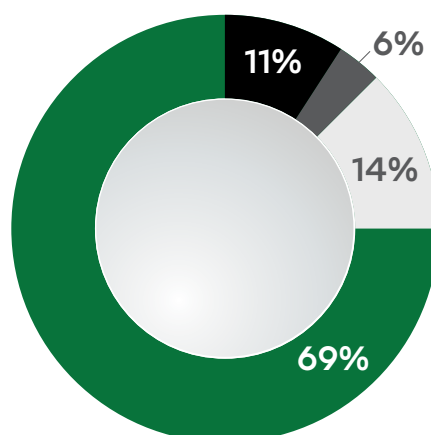


Third: Existing Cases Examined by CRSD as of the End of 2018



Registration Year	Civil	Administrative	Pinal	Total
2015	28	0	0	28
2016	13	0	2	15
2017	30	0	4	34
2018	160	2	10	172
Total	231	2	16	249

2015 ■ 2016 ■ 2017 ■ 2018 ■

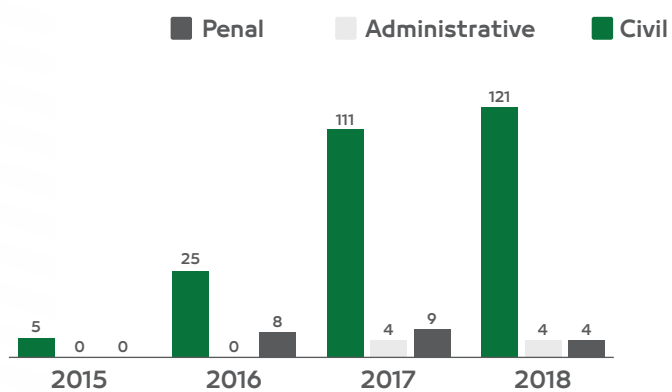


Forth: Issued Decisions by CRSD as of the End of 2018



Detailed Decisions Issued in 2018 Distributed by Year					
Year of Registration	Civil	Administrative	Penal	Total	%
2015	5	0	0	5	1.71%
2016	25	0	8	33	11.34%
2017	111	4	9	124	42.61%
2018	121	4	4	129	44.32%
Total	262	8	21	291	100%

○ Did not include provisional decisions (two decisions).



Average Time for Issuing CRSD Decision

8.46 Months

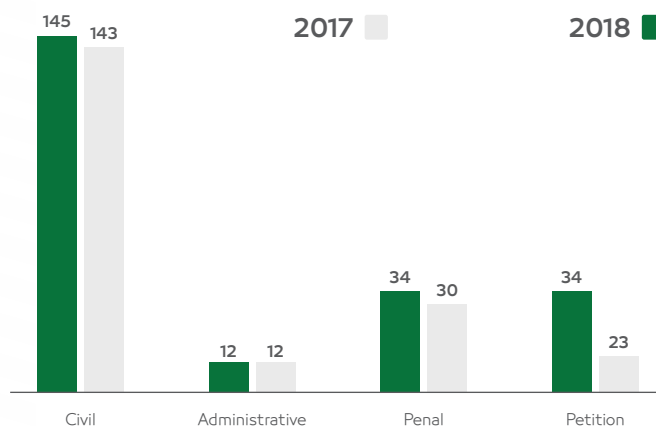
**The Appeal Committee for
Resolution of
Securities Disputes**



1- Issued Decisions

Case Type	2018	2017	% of Change
Civil Case	145	143	1.39%
Administrative Case	12	12	--
Penal Case	34	30	13.33%
Petition	34	23	47.83%
Total	225	208	8.17%

○ Did not include petition decisions, which counted for (10) decisions for 2018, and (8) decisions for 2017.

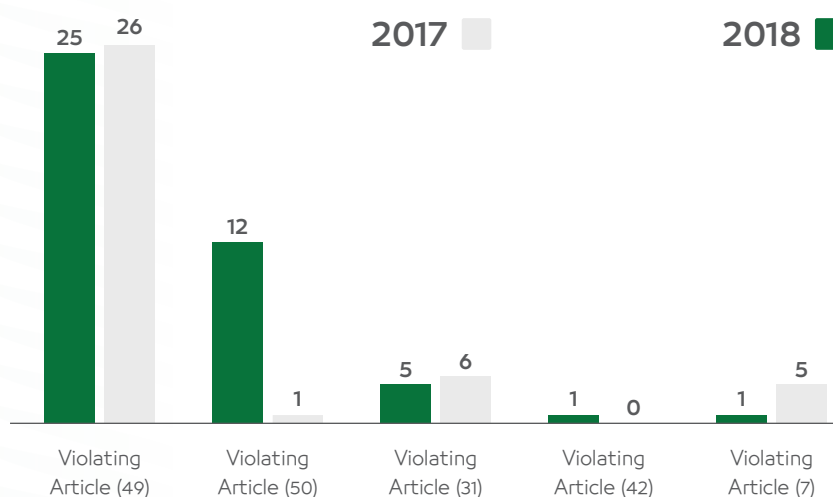


2- Details of Penal Decisions

Violation Type	2018	2017	% of Change
Violating Article (49)	25	26	-3.84%
Violating Article (50)	12	1	1,100%
Violating Article (31)	5	6	-16.67%
Other Violations	2	5	-60.00%
Total	44	38	15.79%



2- Details of Penal Decisions



3- ACRSD Decisions Distributed by (Upholding/Amending /Canceling/Rejecting/Returning) of Decisions issued by CRSD of 2018 Compared with 2017

Description	2018			2017		
	Civil	Administrative	Penal	Civil	Administrative	Penal
Upholding	79	10	9	53	4	10
Amending	8	0	21	1	0	15
Canceling	21	0	0	45	4	1
Rejecting Appeal/Petition	22	2	11	17	2	11
Returning to CRSD	34	2	2	40	4	1
Other	3	0	1	0	0	0
Total	167	14	44	156	14	38

First: Issued Decisions by Appeal Committee for Resolution of Securities Disputes (ACRSD)



3- Percentage of ACRSD Decisions, Distributed by (Upholding /Amending/Canceling/Rejecting/Returning) of Decisions issued by CRSD of 2018 Compared with 2017

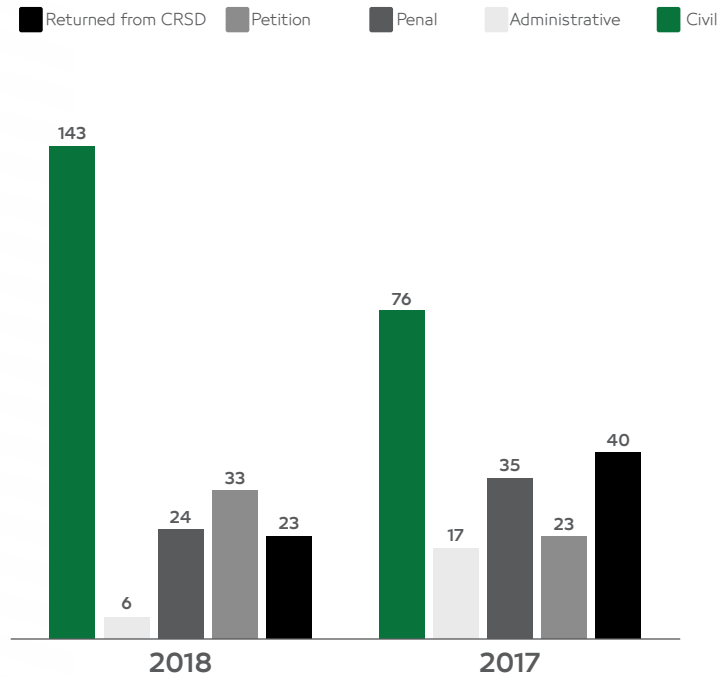
Description	2018			2017		
	Civil	Administrative	Penal	Civil	Administrative	Penal
Upholding	47.31%	71.42%	20.45%	33.97%	28.57%	26.31%
Amending	4.79%	-	47.72%	-	-	39.47%
Canceling	12.57%	-	-	28.84%	28.57%	2.63%
Rejecting Appeal/Petition	13.17%	14.28%	25.00%	10.90%	14.28%	28.95%
Returning to CRSD	20.35%	14.28%	4.54%	25.64%	28.57%	2.63%
Other	1.79%	-	2.27%	-	-	-
Total	100%	100%	100%	100%	100%	100%

Second: Incoming Cases Submitted to ACRSD



Case Type	2018	2017	% of Change
Civil	143	76	88.15%
Administrative	6	17	-64.70%
Penal	24	35	-31.42%
Petition	33	23	43.47%
Returned from CRSD	23	40	-42.50%
Total	229	191	19.90%

Second: Incoming Cases Submitted to ACRSD



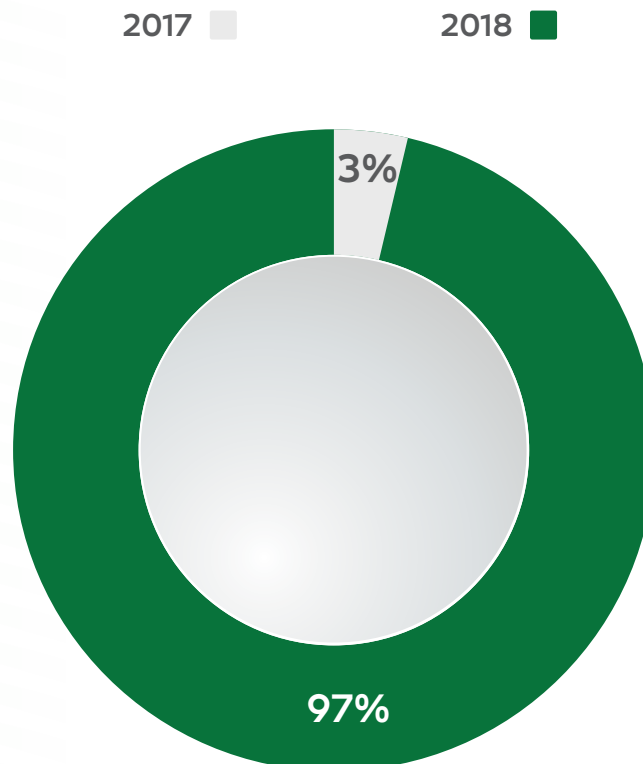
Third: Existing Cases Examined by ACRSD as of the End of 2018



Year of Appeal	Civil	Administrative	Penal	Total
2017	0	0	2	2
2018	35	3	11	49
Petition	0	0	0	0
Returned Cases	15	0	0	15
Total	50	3	13	66



1- Existing Case Distributed by Year of Appeal

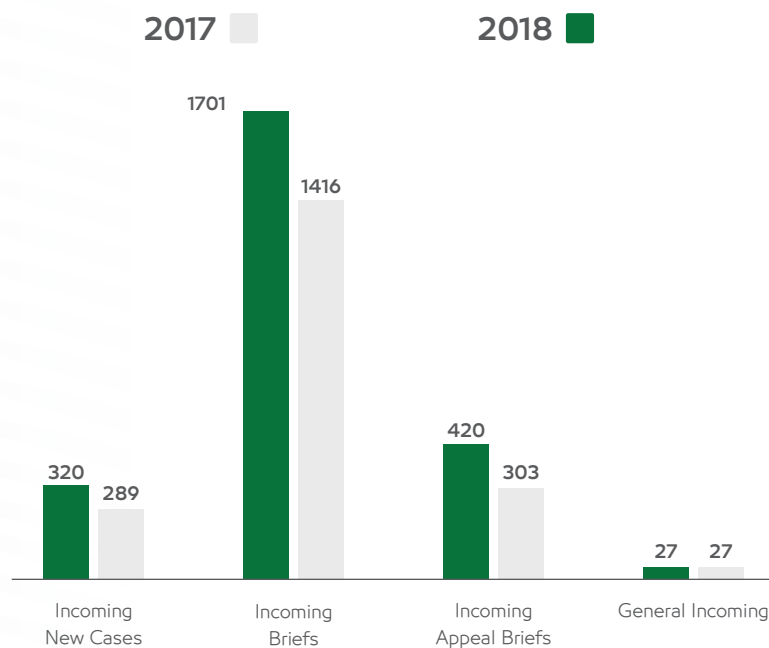


Administrative Works



1- Incoming

Incoming	2018	2017	الوارد
Incoming New Cases	320	289	10.73%
Incoming Briefs	1701	1416	20.13%
Incoming Appeal Briefs	420	303	38.61%
General Incoming	27	27	--
Total	2468	2035	21.28%



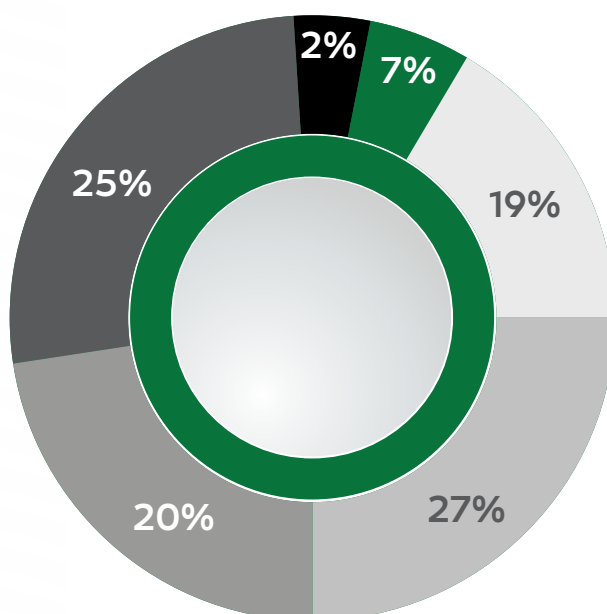


2- Outgoing

Outgoing	2018	2017	% of Change
Notifications of Statement of Claims	188	299	-37.12%
Notifications of Replies and Letters Relating to Cases	536	882	-39.23%
Notifications of CRSD Decisions or Judicial Letters	742	676	9.76%
Notifications of Hearings	562	745	-24.56%
Notifications of ACRSD Decisions	677	596	13.59%
Administrative Letters	58	65	-10.76%
Total	2763	3263	-15.32%

2018

- Notifications of CRSD Decisions or Judicial Letters
- Notifications of Replies and Letters Relating to Cases
- Notifications of Statement of Claims
- Administrative Letters
- Notifications of ACRSD Decisions
- Notifications of Hearings



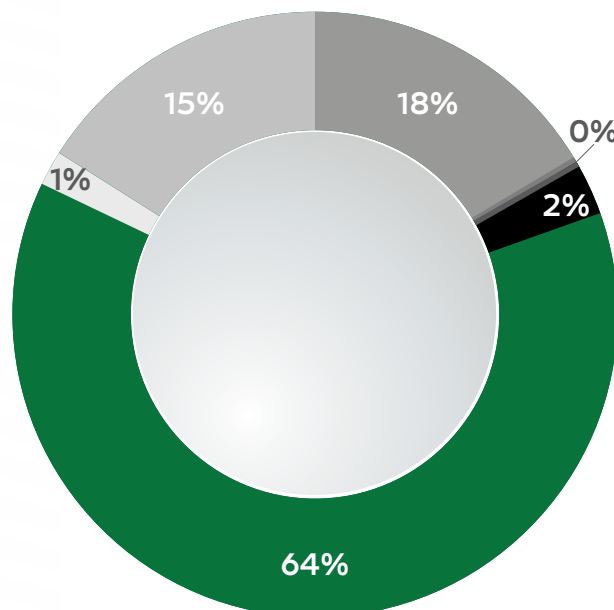
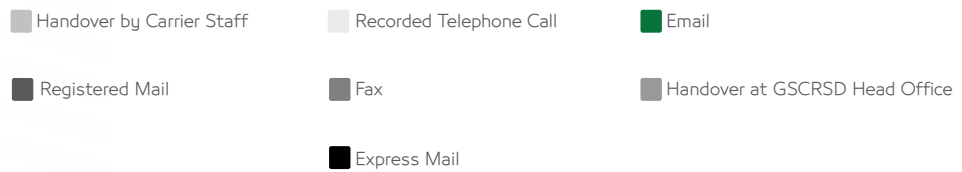
Second: Notifications



Notification Methods	2018	2017
Handover at GSCRSD Head Office	529	691
Fax	0	0
Registered Mail	5	4
Express Mail	45	63
Email	1920	1890
Recorded Telephone Call	41	35
Handover by Carrier Staff	457	471
Total	3006	3154

○ Including electronic notifications.

2018





Summarizing, translating and publishing CRSD and ACRSD decisions on the official website (www.crsd.org.sa)

- By the end of 2018, a number of (18) CRSD Arabic decisions were published.
- By the end of 2018, a number of (100) ACRSD Arabic decisions were published.
- By the end of 2018, a number of (265) English-translated decisions (for both CRSD and ACRSD) were published.

